


EQUIPMENT SPECIFICATION

GRAVITY WHEEL CONVEYOR – Model ZW

WHEEL PATTERN:	Refer to equipment schedule Standard at 300 – 1000mm in 100mm increments
OVERALL WIDTH:	Conveyor width + 57mm
FRAME:	Press formed channel sections from 3mm thick steel. 70mm deep with 25mm flanges.
WHEELS:	50mmØ Plastic or Zinc plated steel
WHEEL PATTERN:	

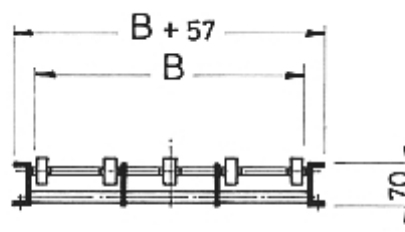
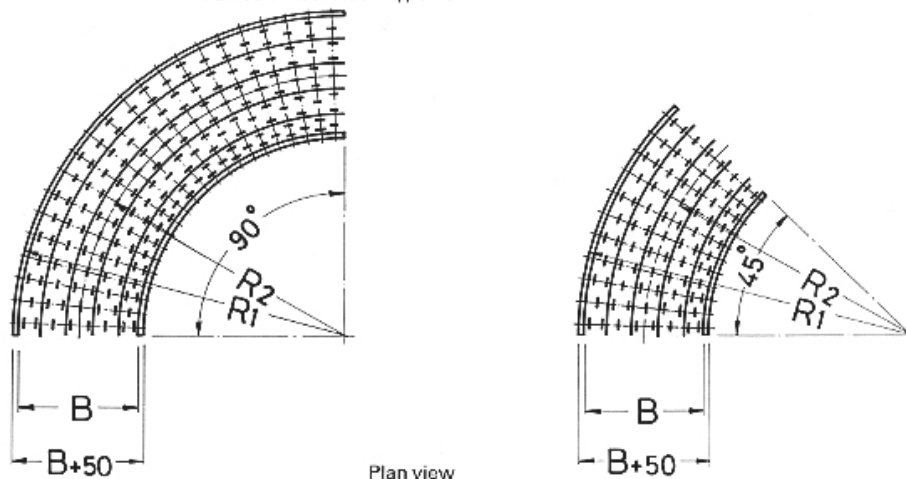
Conveyor Width	Axle pitch	Wheels / axle
300	45.5	3
300	91	4
400	45.5	4
400	91	5
500	45.5	5
500	91	6
600	45.5	6
600	91	8



SHEET NO. 1 ZW

EQUIPMENT SPECIFICATION

Curved Wheel Track Type 70



Cross-section

- Inside radius: Nominal at 900mm
- Angle: Manufactured to suit application
Standard at 45° and 90°

SHEET NO. 2 ZW