

EQUIPMENT SPECIFICATION

GRAVITY ROLLER CONVEYOR - Model ZR – Heavy Duty

ROLLER LENGTH:	Refer to equipment schedule Standard at 300 – 1000mm in 100mm increments
OVERALL WIDTH:	Roller Length + 57mm
FRAME:	Press formed channel sections from 3mm thick steel 70mm deep with 25mm flanges, punched to suit roller pitch.
ROLLER SPECIFICATION:	60mm Ø. Zinc plated tubing 1.5mm thick, swagged over the bearing at each end. Each roller is mounted to project 7mm above the top flange and has an individual dynamic load carrying capacity of over 100kg. <i>(when supplied rollers low rollers are mounted 26mm below top flange).</i>
BEARING SPECIFICATION:	Precision cage mounted radial ball bearing.
AXLE SPECIFICATION:	12mm spring loaded axles allow easy removal and replacement of rollers.
SUPPORTING ARRANGEMENTS:	The conveyor is provided with adjustable supports to satisfy required conveyor heights, or floor mounted to suit application.
SIDEGUARDS:	Refer to equipment schedule.
GUARDING:	To current European standards CE marked as required.
CURVES:	Similar to above. Dual lane rollers ensure correct tracking around the curve, separated and supported by a 3mm thick, 60mm deep steel stringer.

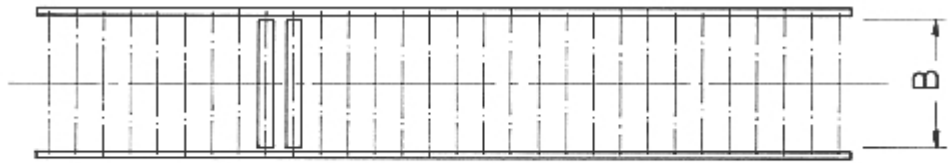


SHEET NO. 1 ZR-HD

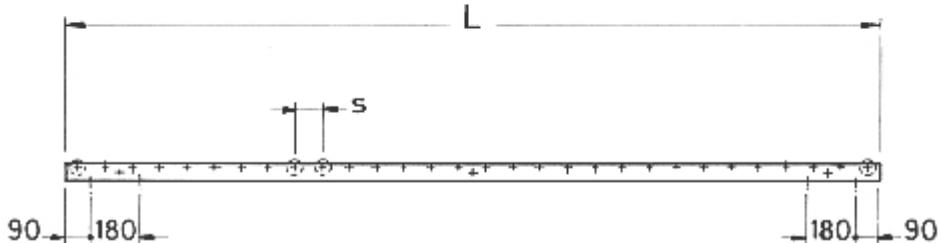
VANRIETROHACO
CONVEYOR AND ROBOTIC SOLUTIONS

Web address: www.vanriet.co.uk

EQUIPMENT SPECIFICATION

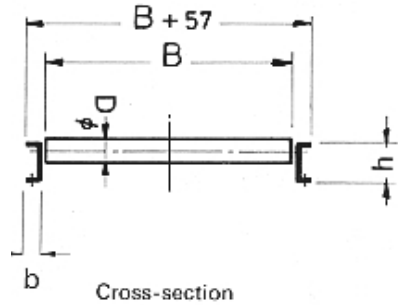


Plan view

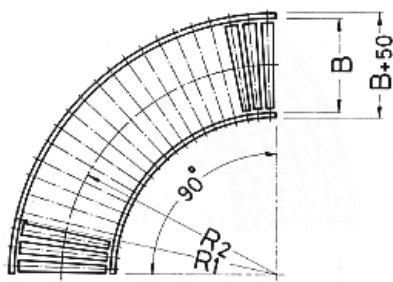


Side view

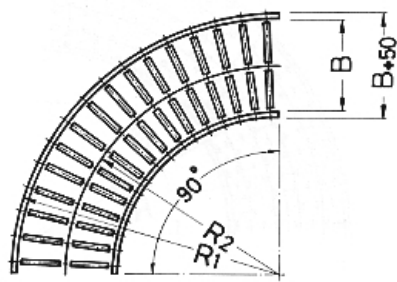
- Construction. Steel press formed channel section 25 x 70 x 25 x 3mm
- Frame (B) 307-407-507-607-707-807-907-1007mm
- Overall width: 357-457-557-657-757-857-957-1057mm
- Roller diameter: 60mm
- Roller type: Zinc plated steel.



Cross-section



Conical roller



Divided roller

Plan view